

# 2017-11-01 system update

Article Number: 4 | Rating: 1/5 from 1 votes | Last Updated: Mon, Dec 18, 2017 2:21 PM

## 2017-11-01 system update

### New Features:

1. New separated fields for SYNC UP action: Price & Postage (picture 1)

Since changing Price and Postage related fields would STOP the listing discount, the 2 fields of Price and Shipping Settings are now separated from default SYNC action.

Specific Fields affected:

1. Price
2. Postage
  - Domestic Shipping
  - International Shipping
  - Excluded Ship-To Location
  - Ship-To Location(Region/Country)
  - Global Shipping Program

**\*\*Please be noticed that Item Location is closely connected to Shipping Settings, if you are intending to update Item Location for listings, please make sure this option is checked before you synchronize datasheets to eBay listings.**

2. Template designer: User can minimize “setting box” of “body box”.
3. Datasheet supports 25 item specifics

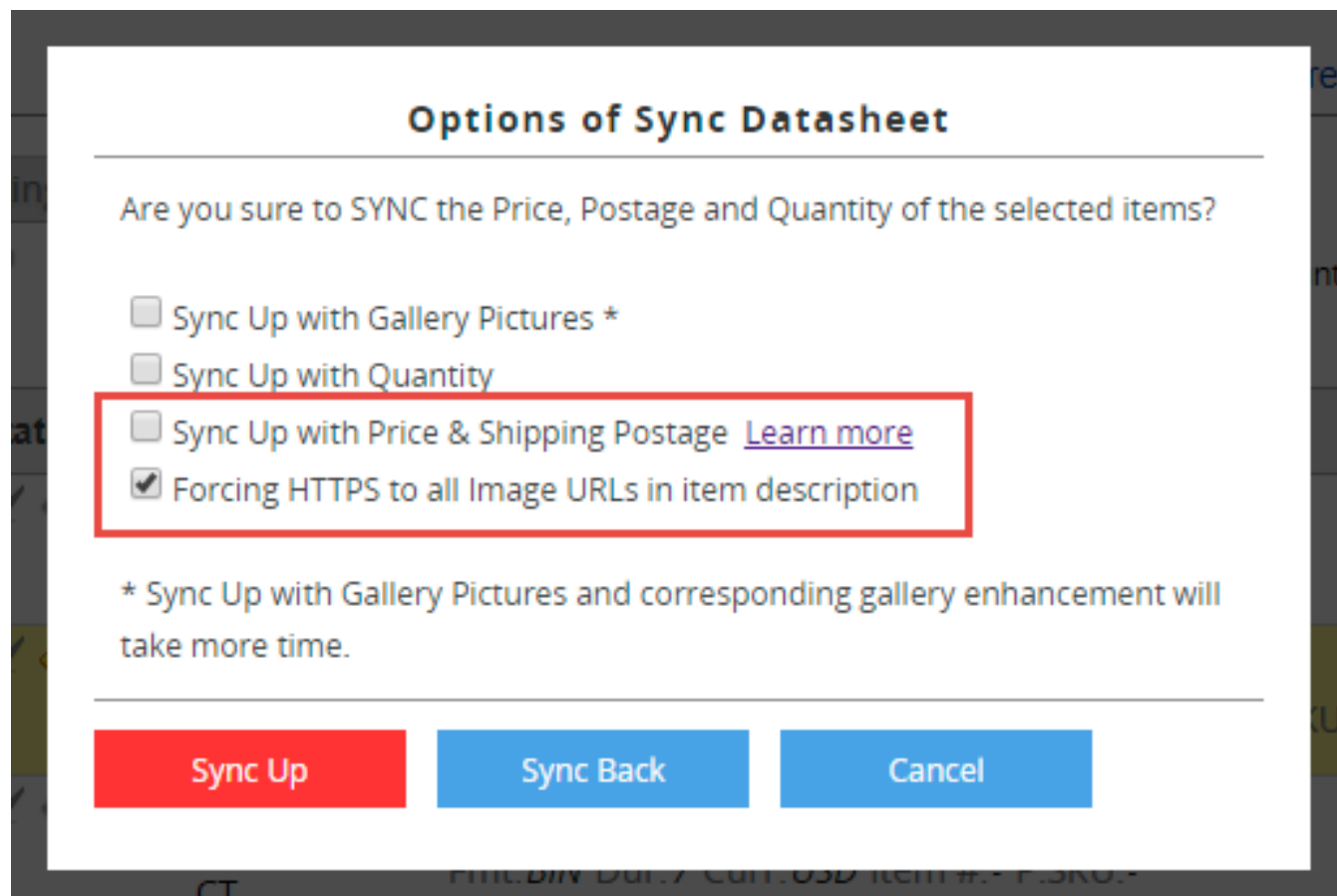
### Changes:

1. Syncup option of Forcing HTTPS is now set as default. (picture 1)
2. Enabled link editing in Template designer, users may add links in templates now.

### Fixed:

1. Linkup new ebay account will append a soldeazy logo image without https
2. Fixed misplaced shop top banner in Store Template Designer

Picture 1



### Options of Sync Datasheet

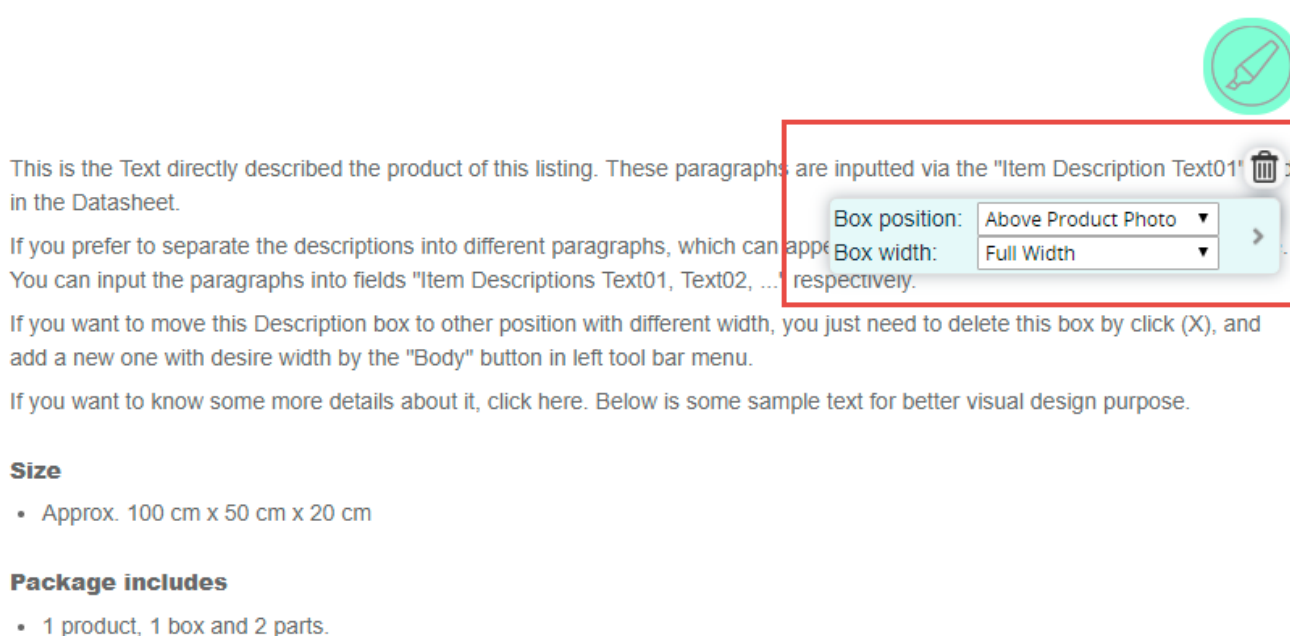
Are you sure to SYNC the Price, Postage and Quantity of the selected items?

- ☐ Sync Up with Gallery Pictures \*
- ☐ Sync Up with Quantity
- ☐ Sync Up with Price & Shipping Postage [Learn more](#)
- ☒ Forcing HTTPS to all Image URLs in item description

\* Sync Up with Gallery Pictures and corresponding gallery enhancement will take more time.

**Sync Up** **Sync Back** **Cancel**

Picture 2



This is the Text directly described the product of this listing. These paragraphs are inputted via the "Item Description Text01" in the Datasheet.

If you prefer to separate the descriptions into different paragraphs, which can appear in the Datasheet, you can input the paragraphs into fields "Item Descriptions Text01, Text02, ..." respectively.

If you want to move this Description box to other position with different width, you just need to delete this box by click (X), and add a new one with desire width by the "Body" button in left tool bar menu.

If you want to know some more details about it, click here. Below is some sample text for better visual design purpose.

**Size**

- Approx. 100 cm x 50 cm x 20 cm

**Package includes**

- 1 product, 1 box and 2 parts.

Picture 3

Edit Item Specific

The selected ebay category has the following Item Specific recommendation

Brand Required

UPC Required

Remark:

If Brand, MPN or GTIN are required, but you don't have, you can fill the following values:

For Brand: "Unbranded"

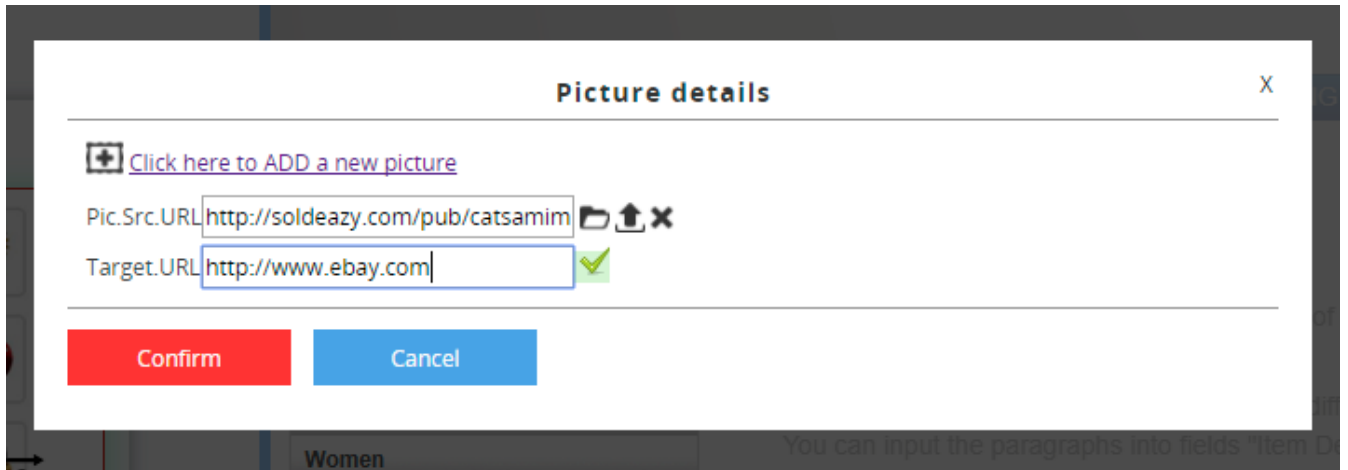
For MPN, UPC, EAN, ISBN: "Does not apply"

Item Spec4			X
Item Spec5			X
Item Spec6			X
Item Spec7			X
Item Spec8			X
Item Spec9			X
Item Spec10			X
Item Spec11			X
Item Spec12			X
Item Spec13			X
Item Spec14			X
Item Spec15			X
Item Spec16			X
Item Spec17			X
Item Spec18			X
Item Spec19			X
Item Spec20			X
Item Spec21			X
Item Spec22			X
Item Spec23			X
Item Spec24			X
Item Spec25			X

OK

Cancel

Picture 4



picture 5



Powered by SoldEasy

SYNC action.

Posted : Holistic Tech - Wed, Nov 1, 2017 6:26 PM. This article has been viewed 5486 times.

Online URL: <https://www.soldeazy.com/support/article.php?id=4>