

# How to use eBay shipping rate table

Article Number: 950 | Rating: Unrated | Last Updated: Thu, Mar 9, 2023 4:57 PM

## How to use eBay shipping rate table

1. Set up rate tables on eBay
2. View and edit eBay rate tables in SoldEazy
3. Apply rate tables in SoldEazy datasheets

### 1. Set up rate tables on eBay

Log in to eBay and go to shipping settings in your account settings.

Please note that you need to log in every eBay sites that you want to create rate tables in, then create rate tables separately.

eg: For US/Motors site, please go to <https://www.ebay.com/ship/prf>

Click "Edit" in rate table setting.

### Manage shipping settings

Shipping programs		Status	
Global Shipping Program		Enrolled	<a href="#">Edit</a>
Shipping settings		Status	
Use shipping rate tables	Domestic:	0	<a href="#">Edit</a>
	International:	0	

Create new shipping rate tables or edit existing rate tables.

You can set up 3 levels of shipping fees in one rate table, Expedited, Standard and Economy.

And for each level, you can specify different countries/regions and different fees.

Here is a sample international rate table.

Shipping rate tables

Help

Rate Table

Select ...

Set shipping rates by

Item

Create new

Domestic rate table

Select ...

Domestic rate table

International rate table

Table Name

More than \$500

Expedited

Region	Select shipping service (optional)	Cost	Delete
Middle East - Bahrain, Iraq, Israel, Jordan, Kuwait, Lebanon, Oman, Qatar, Saudi Arabia, Turkey, United Arab Emirates, Yemen	Expedited Shipping from Greater China to worldwide	\$80.00	
Southeast Asia - Brunei Darussalam, Cambodia, Hong Kong, Indonesia, Laos, Macau, Malaysia, Philippines, Singapore, Taiwan, Thailand, Vietnam	Expedited Shipping from Greater China to worldwide	\$60.00	
<div><div>+</div>Add regions / states</div>			

Standard

Region	Select shipping service (optional)	Cost	Delete
Middle East - Bahrain, Iraq, Israel, Jordan, Kuwait, Lebanon, Oman, Qatar, Saudi Arabia, Turkey, United Arab Emirates, Yemen	Standard Shipping from Greater China to worldwide	\$50.00	
Southeast Asia - Brunei Darussalam, Cambodia, Hong Kong, Indonesia, Laos, Macau, Malaysia, Philippines, Singapore, Taiwan, Thailand, Vietnam	Standard Shipping from Greater China to worldwide	\$40.00	
<div><div>+</div>Add regions / states</div>			

Economy

Region	Select shipping service (optional)	Cost	Delete
Middle East - Bahrain, Iraq, Israel, Jordan, Kuwait, Lebanon, Oman, Qatar, Saudi Arabia, Turkey, United Arab Emirates, Yemen	Economy Shipping from Greater China to worldwide	\$20.00	
<div><div>+</div>Add regions / states</div>			

ⓘ

On save, these changes will be applied to all new and existing listings associated with this rate table.

Save

Cancel

**Please note** that once you include a country/region in this table, this country/region will only use the settings in this table the listing level shipping setting is no longer applicable for this country/region.

eg:

Let's say you specified \$30 for Expedited, \$20 for Standard, \$10 for Economy for Worldwide in a listing.

But then you want special settings for Middle East and Southeast Asia, and set up a rate table as the capture above.

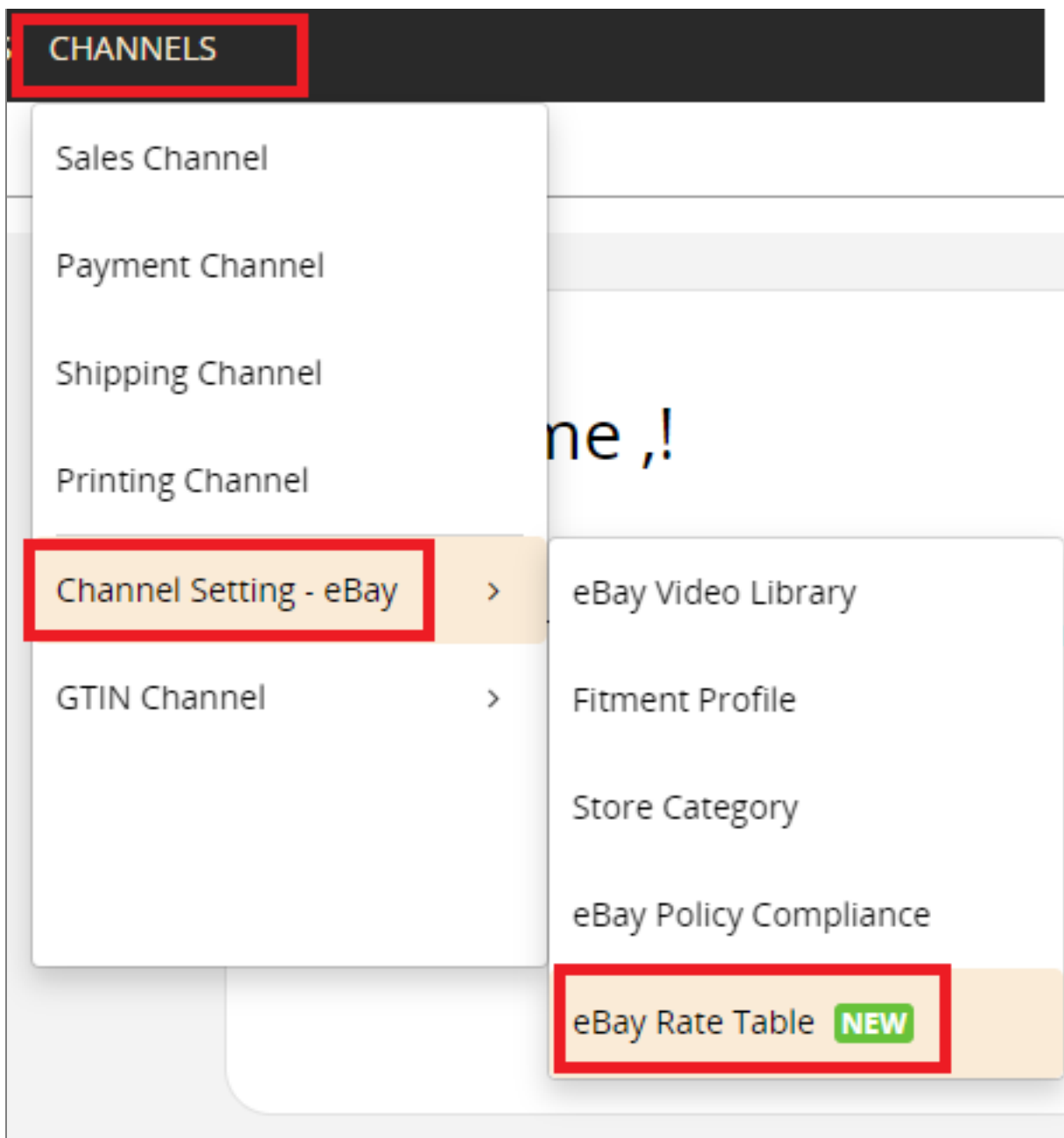
After applying this rate table to your listing, a Japanese buyer will see 3 sets of shipping fees: \$30, \$20 and \$10, a Middle Eastern buyer will see 3 sets of shipping fees: \$80, \$50 and \$20, a Southeast Asian buyer will see 2 sets of shipping fees: \$60 and \$40.

The Southeast Asia case is because it is included in the rate table and only has 2 sets of shipping fees.

## 2. View and edit eBay rate tables in SoldEasy

### 1) View

Go to **Channels > Channel Setting-eBay > eBay rate table**



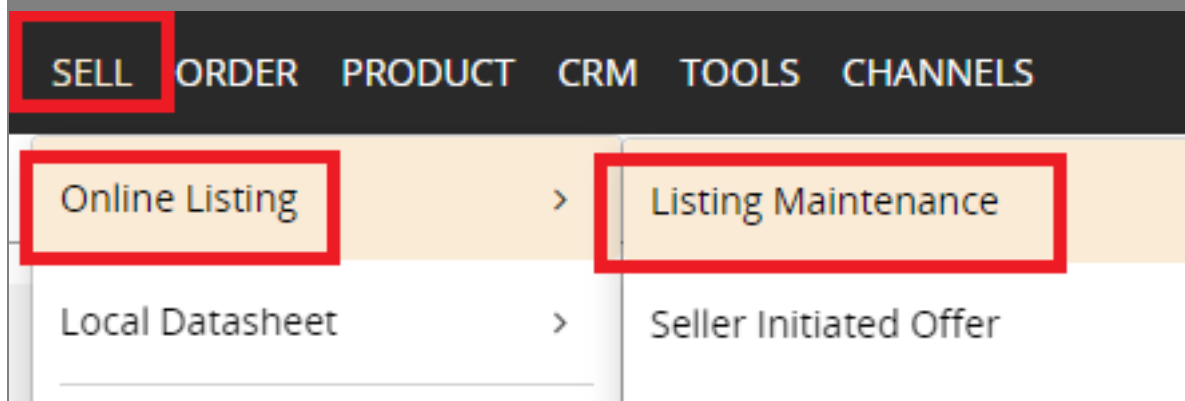
If you have never synchronized any rate tables from eBay before, the system will show "You currently do not have any eBay rate table."

# Welcome ,!

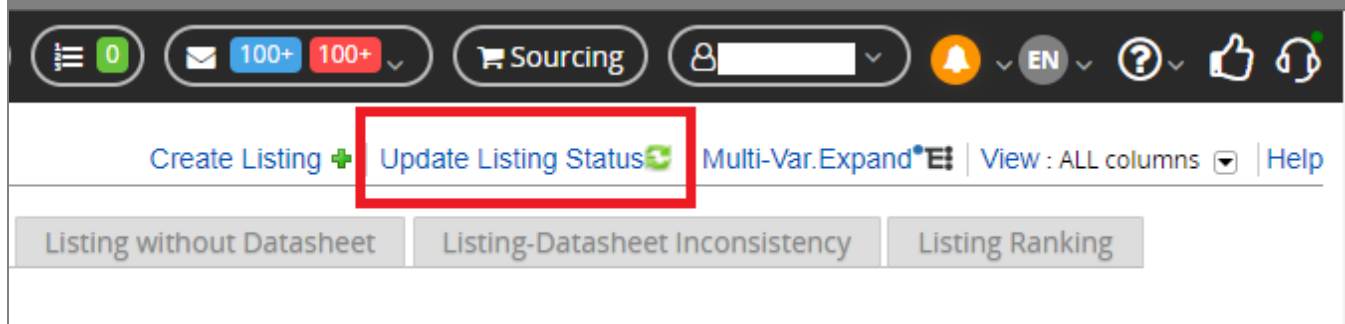
You currently do not have any eBay rate table.

Rate tables need to be synchronized from eBay to SoldEasy manually, if you created new rate tables or modified existing rate tables on eBay backend, you need to synchronize back to SoldEasy in time. Please refer to the steps below:

Go to **Sell > Online Listing > Listing Maintenance**



Click <Update Listing Status>



### Update Listing Status

This function helps you to get latest status of all listing from channel accounts.

Select a Sales Channel:



Also retrieve eBay business policy(shipping policy, payment policy, return policy), eBay managed payments status, eBay advertising eligibility

\*\*Update listing status\* function for eBay account will retrieve eBay account's listing status, shop categories, rate tables, latest eBay ID, store URL, and feedback by default.

\* Also retrieve eBay buyer interested listings(in Watch list or added to shopping cart)

Update

Cancel

When the system is updating, you can go to **Tools > Batch Job Manager** to check the progress.

#	Task ID	Task Desc	Created By	Created Date Time	Start Date Time	Finish Date Time	Status	Result	Action
1		Full Listing Update		16/05/2022 14:25	16/05/2022 14:26	16/05/2022 14:26	Completed 1	✓	<a href="#">Result</a>
2		Full Listing Update		16/05/2022 14:25	16/05/2022 14:26	16/05/2022 14:26	Completed 1	✓	<a href="#">Result</a>

After updating, you can go back to eBay Rate Table page and view the domestic or international rate tables within relevant eBay account.

#	Shop Name	eBay Rate Table ID	eBay Rate Table Name	Site	Locality	
2			International_Default	US	International	<a href="#">[Detail]</a>
1			Domestic_Default	US	Domestic	<a href="#">[Detail]</a>

Click the < **Detail** > button to view details

## Detail

Shop Name: [REDACTED]

eBay Rate Table ID: [REDACTED]

eBay Rate Table Name: International\_Default

Site: US

Locality: International

eBay Rate Table Basis: Weight

### ONE\_DAY

Region	Shipping Service	Shipping Cost	Additional Cost
No Record			

### EXPEDITE

Region	Shipping Service	Shipping Cost		Additional Cost	
Africa	-	USD	100.00	USD	1.00
Asia	-	USD	100.00	USD	1.00

Save

Cancel

In this way, you can view existing shipping rate tables on eBay, specifically the shipping method, shipping county/region, shipping cost.

## 2) Edit

In view mode, you can also edit rate tables.

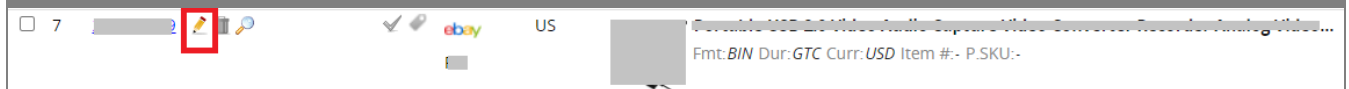
You can edit shipping cost for each existing country/region, but you cannot add/delete country/region, you cannot edit shipping method, you cannot create new rate tables or delete rate tables.

3. Apply rate tables in SoldEazy datasheets

## 1) Apply to one datasheet

Go to **Sell > Local Datasheet > Datasheet Maintenance** ,

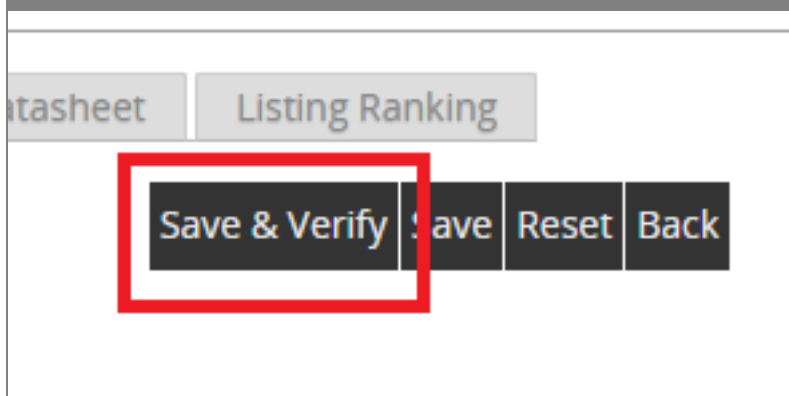
Go to the datasheet that you want to apply to, click the pencil button to enter edit mode



Go to the 3rd part "Shipping & Returns" to choose domestic and international shipping rate tables

A screenshot of the 'Shipping & Returns' section in the eBay Seller Center. The section is highlighted with a red box. It contains various settings for shipping and returns, including 'Domestic Shipping', 'International Shipping', 'Ship-To Location', 'Handling Time', 'Returns Accepted', 'Return Refund', 'International Returns Accepted', 'International Return Refund', 'Domestic rate table', and 'International rate table'. The 'Domestic rate table' is set to 'Domestic\_Default' and the 'International rate table' is set to 'International\_Default'. There are also search bars for 'eBay Shipping Policy' and 'eBay Return Policy'.

If the datasheet is not listed yet, you can click <Save & Verify>, then list it if necessary



If the datasheet is listed already, you can click <Save and Sync> to synchronize changes to ebay



Sheet Listing Ranking

Save & Sync Save Reset Back

## 2) Bulk apply to multiple datasheets

Go to Channels > Channel Setting-eBay > eBay rate table

Find the rate table that you want to use, copy its rate table id number

#	Shop Name	eBay Rate Table ID	eBay Rate Table Name	Site	Locality	
2			International_Default	US	International	<a href="#">[Detail]</a>
1			Domestic_Default	US	Domestic	<a href="#">[Detail]</a>

Then bulk download datasheet data to excel, go to the column "Domestic Rate Table" and "International Rate Table" and fill in the cells with Rate Table ID, upload the excel back to SoldEasy, then synchronize changes to eBay.

BD		BE	
edsheet_domestic_rate_table_id		dsheet_international_rate_table_id	
Domestic Rate Table		International Rate Table	
	1		
	1		
	1		
	1		
	1		
	1		

\*\*\*Fin\*\*\*

//

Posted : Holistic Tech - Mon, May 16, 2022 4:15 PM. This article has been viewed 11123 times.

Online URL: <https://www.soldeazy.com/support/article.php?id=950>