

How to Install SoldEasy on Shopify

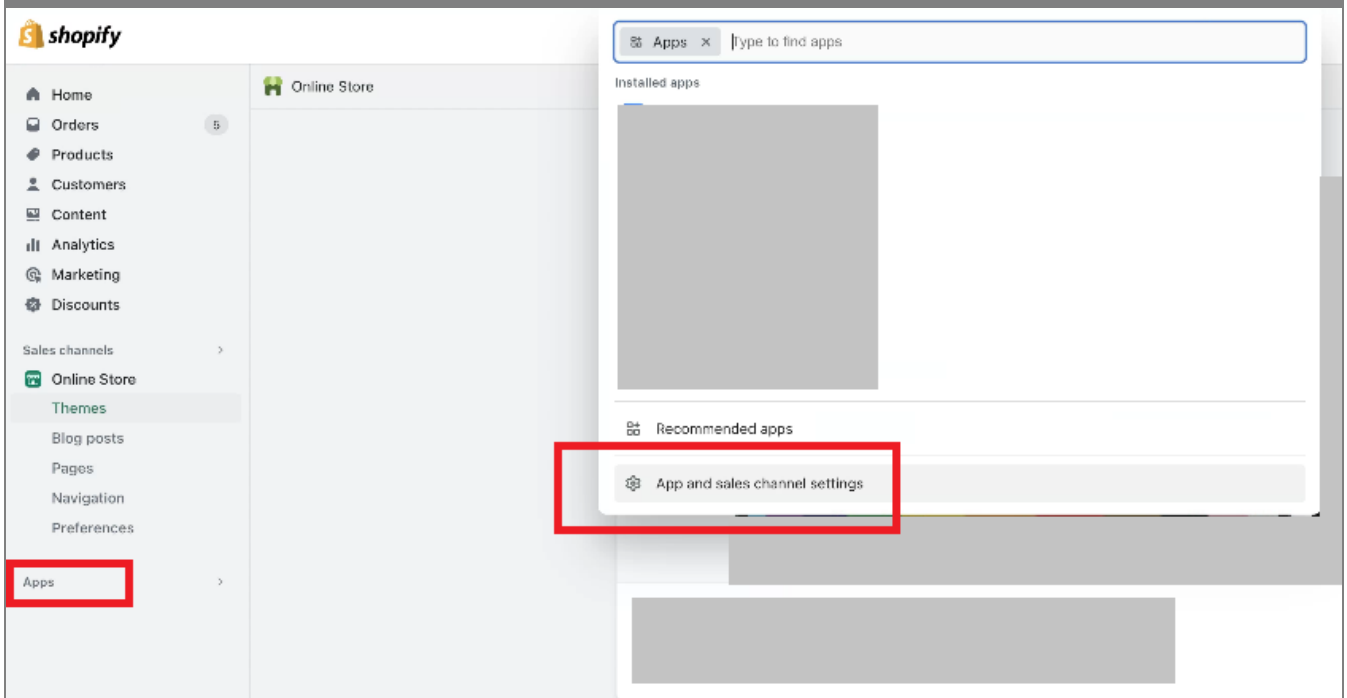
Shopify ID: 989 | IP: 192.168.1.1 | Location: Mon, Dec 18, 2023 10:20 AM

How to Install SoldEasy on Shopify

1. [Shopify App](#)
2. [Shopify App on SoldEasy](#)
3. [eBay on Shopify](#)

1. Shopify App

Shopify, "Apps"



- Store details
- Plan
- Billing
- Users and permissions
- Payments
- Checkout
- Customer accounts
- Shipping and delivery
- Taxes and duties
- Locations
- Gift cards
- Markets
- Apps and sales channels**
- Domains
- Customer events
- Brand
- Notifications
- Custom data
- Languages
- Policies

Apps and sales channels

Develop apps

Shopify App Store

Installed	Uninstalled
11 apps and sales channels	
Online Store	...
POWR Contact Form Builder	...
Easy Redirects	...
Search & Discovery	...
Email	...
Facebook & Instagram	...
Privacy & Compliance	...
SellerChamp	...
Geolocation	...
Shopcodes	...
Messenger	...

- Home
- Orders
- Products
- Customers
- Analytics
- Marketing
- Discounts
- Apps**
- Sales channels
- Online Store

Apps

Develop apps

Customize your store

Customize your store with the apps merchants love most.

Recommended Get customers Find products Stand out

RECOMMENDED FOR YOU
Discover apps used by stores like yours.

Product Reviews The simplest way to share your customers' experiences. ★ 3.5 (1,553 reviews) • Free	Facebook channel Bring your products to Facebook and Instagram users. ★ 4.1 (3,671 reviews) • Free plan available
Shopify Email Email marketing made for commerce ★ 4.4 (901 reviews) • Free plan available	Buy Button channel Sell your products on any website or blog. ★ 3.7 (346 reviews) • Free

[View more apps in this collection](#)

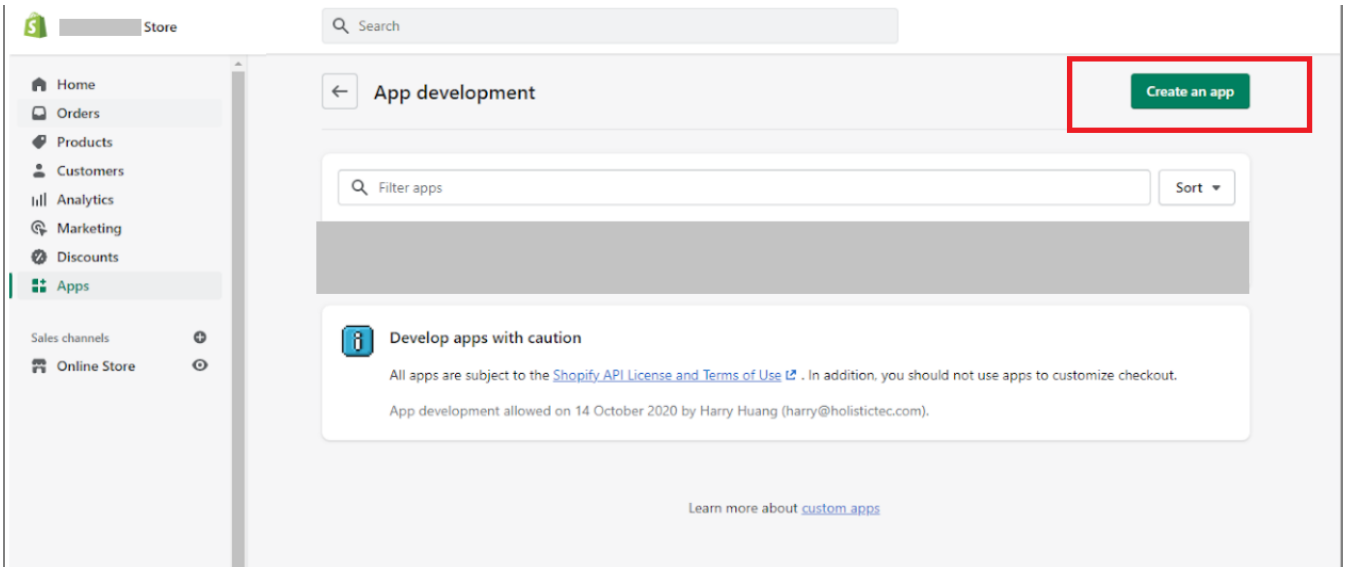
[How app recommendations work](#)

Private apps have moved
Manage your existing private apps and create apps on the App development page.

[Develop apps for your store](#) [Learn more](#)

[Learn more about apps](#)

?? " Create an app " ???APP??



Create an app ✕

App name

App developer

Can only be assigned to staff and collaborators with permission to develop apps. We'll contact them about development updates, like changes to Shopify APIs.

Apps are subject to the [Shopify API License and Terms of Use](#) .

?? Configuration ???, ?? " Admin API integration " ??? " Configure "

Shopify Admin Dashboard - App development > soldeazy

Search: []

Home, Orders, Products, Customers, Analytics, Marketing, Discounts, Apps

Sales channels: Online Store

App development > soldeazy [Install app]

Overview **Configuration** API credentials App settings

Configuration

- Admin API integration** [Configure]
Connect your store data to your backend services with the [Admin API](#) and [webhooks](#).
- Storefront API integration** [Configure]
Create unique shopping experiences with [Storefront API](#). Simplify your mobile development with [iOS Buy SDK](#) and [Android Buy SDK](#).

Admin API access scopes

App development > soldeazy [Install app]

Overview **Configuration** API credentials App settings

Configuration > Admin API integration [Cancel] [Save]

Admin API access scopes

All Selected 5

Filter access scopes

Analytics
View store metrics read_analytics

Assigned fulfillment orders
View or manage fulfillment orders write_assigned_fulfillment_orders
 read_assigned_fulfillment_orders

Customers
Includes personally identifiable information
View or manage customers, customer addresses, order history, and customer

Get access to store data with the [Admin API](#). Only select the scopes your app needs. Don't access APIs in ways that violate the [Shopify API License and Terms of Use](#).

- [Explore Admin API scopes](#)
- [Start using the Admin API](#)
- [Run demo queries with Shopify's GraphQL App](#)

?? API credentials ???, ?? "Install app".

App development > soldeazy Install app

Overview Configuration **API credentials** App settings




API credentials

Access tokens

You don't have any access tokens yet. To get your Admin API access token, install your app.

Install app

Keep your access tokens secure. Only share them with developers that you trust to safely access your data.

-  [Authenticate with access tokens](#)
-  [Start using the Admin API](#)
-  [Start using the Storefront API](#)

API key and secret key

API key

API secret key

Created 21 Feb 2022 at 08:31 UTC

Use your client secret to [verify incoming webhooks](#).

?? API key and secret key ??? , ?? " API key " ? " API secret key ".

App development > soldeazy Installed Uninstall app

Overview Configuration **API credentials** App settings

API credentials

Admin API access token New




Use your access token to request data from the [Admin API](#) .

⚠ To protect your data, you'll only be able to reveal your Admin API token once. Copy and save your Admin API access token in a secure place.


..... Reveal token once


Created 21 Feb 2022 at 08:33 UTC

Keep your access tokens secure. Only share them with developers that you trust to safely access your data.

-  [Authenticate with access tokens](#)
-  [Start using the Admin API](#)
-  [Start using the Storefront API](#)

API key and secret key

API key 

API secret key 

Created 21 Feb 2022 at 08:31 UTC

Use your client secret to [verify incoming webhooks](#) .

?? SoldEazy.

2. ?Shopify App?? SoldEazy

?? SoldEazy, ?? > ?

客戶管理 工具 渠道賬號

銷售渠道

收付款渠道

物流渠道

< ? >

新增帳戶 + 幫助

< Shopify >

Channel Account Type



Shopify URL app ,

Field Name	Field Value
Store URL	<input type="text"/>
e.g.	https://my-os.myshopify.com
Admin API access token	<input type="text"/>
API key	<input type="text"/>
API secret Key	<input type="text"/>

Save Back

SoldEazy Shopify

3. eBay Shopify

> >

PowerClone Options

PowerClone Type	<input type="text" value="Clone to Shopify"/>	
*Account	<input checked="" type="checkbox"/> <input type="text" value="Shopify (Shopify)"/>	
Price	<input type="text" value="Change %"/> <input type="text"/>	
Datasheet Tag	<input type="text"/>	
Shop Category	<input type="text" value="Auto Mapping"/> <input type="text"/>	
Add Edit Field	<input type="text"/>	
Quick PowerClone Settings	→ eBay Corridor Expansion	

*Up to 200 datasheets can be cloned.
*Mandatory field cannot be empty.
***Please click the "X" icon in the above field(s) if no change is needed. Otherwise, "Empty" value would be applied to the new cloned records.**

??

????????????????????????????????????

Ref	Row ID	Action	Status	Channel	Site	Title
1	900000000				US	Pol... Fmt:BIN Dur:GTC Curr:AUD Item #-: P.SKU:-

???????????????? <?????>, ?????????????????????????????????????

