

# How to insert Youtube/HTML5 video in item description

Item ID: 708 | Page: 5/5 , 1 | : Mon, Apr 19, 2021 10:34 AM

How to insert Youtube/HTML5 video

in item description

1. [Difference between eBay-hosted video & Youtube video & HTML5 video](#)
2. [Insert Youtube video](#)
3. [Insert HTML5 video](#)

1. What's the difference between eBay-hosted video & Youtube Video & HTML5 video?

## **eBay video :**

The videos are uploaded directly to eBay's server, they are connected to your eBay account and cannot be used outside eBay. They will be displayed in the second position in Photo Gallery. eBay does not provide method to display them in descriptions.

## **Youtube video :**

Youtube is a platform for video streaming and sharing, it does not provide a video source that can be played directly, sellers can only use the video page URL in listing descriptions, either as standalone links or as links on pictures.

## **HTML5 video :**

Sellers can upload videos to video hosting platforms like Kizoa and get a video source that can be played directly, then use HTML5 video tag to insert a video block in listing description, these videos can be played in descriptions directly.

\* For adding eBay-hosted videos, please refer to [this tutorial](#)

## 2. Insert Youtube video

According to eBay's requirement, sellers cannot include links that will lead buyers to websites other than

eBay, but there are some exceptional cases, like inserting product introduction or installation tutorial videos, or links related to some legal information.

Youtube link is allowed in this case, and sellers can add Yoube link in SoldEasy.

\* "Youtube link" here refers to a URL that points to a specific Youtube page.

\* iframe is considered as active content on eBay, and is banned since 2017, please do not use iframe to insert Youtube video.

Reference:

<https://www.ebay.com/help/policies/listing-policies/links-policy?id=4248>

## There are 2 ways to insert Youtube video link:

First: insert only in one listing

1. Go to datasheet, click edit, go to Photo and find the column "Poster", insert a Youtube link here

储存并送检 储存 重新设定 返回

1 刊登基本资料 2 产品及价钱 3 付运及条款 4 产品描述 5 产品图片 6 进阶设定

R.ID: 648982

产品图片

提示: 我们推荐上传至少2张长边为800 - 1600像素的图片 (高或宽)。

Gallery 图片(G图) \*

https://www.cdnclouds.net/pl/e60ae18e085de438fb73-47c2ba31498dc0668de635d97e3b5ca4.r0.cf2.rackcdn.com/6642c56ab3e12e6cd50150249f8x

增加/移除图片

模板内产品图片:

Product Path:

增加/移除图片

图片名称生成器

与产品相关的模图

https://youtu.be/ZDj7vUPg74w

点击图片后的转载URL:

增加/移除图片

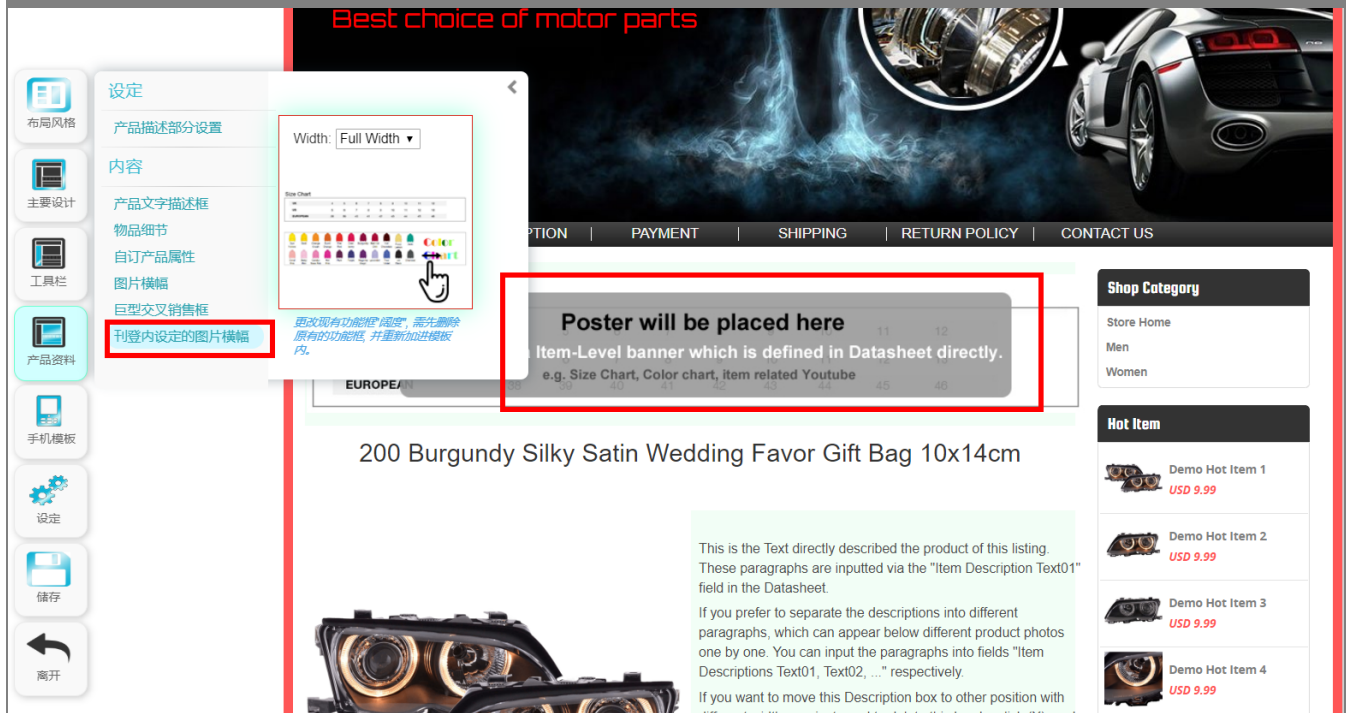
Poster Path:

模图

刊登内设定的图片模图

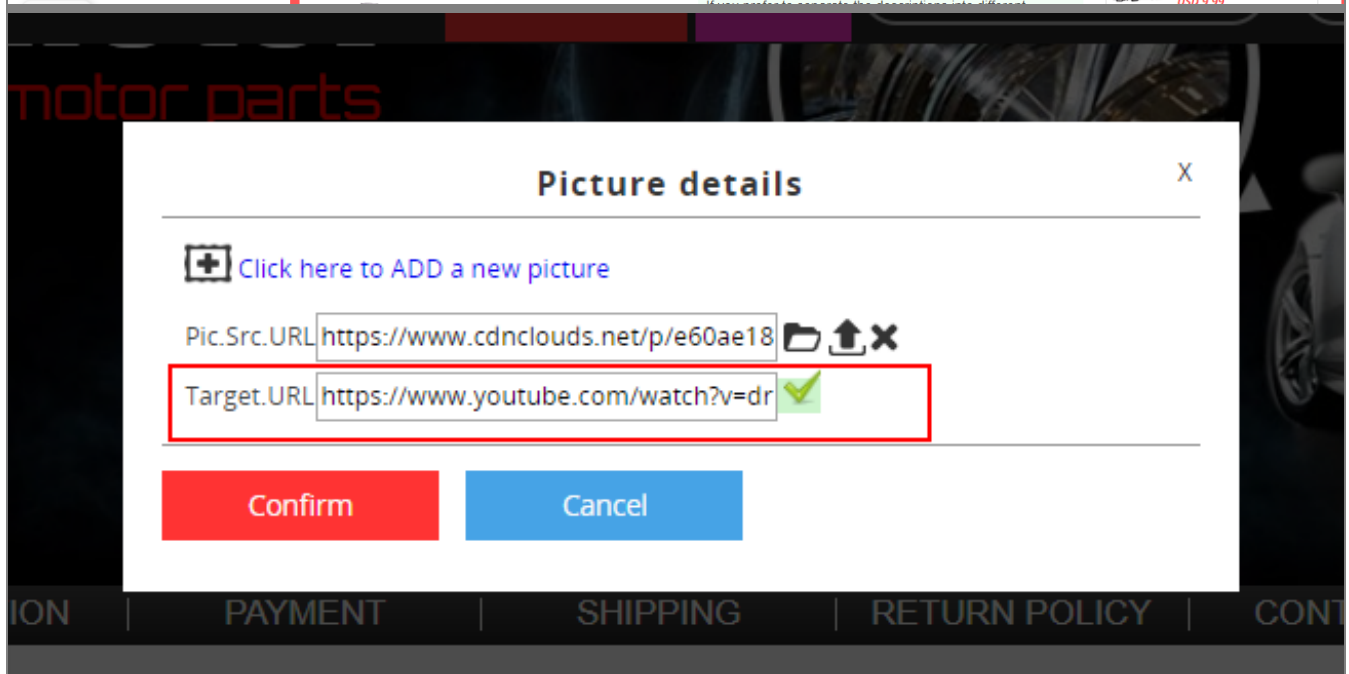
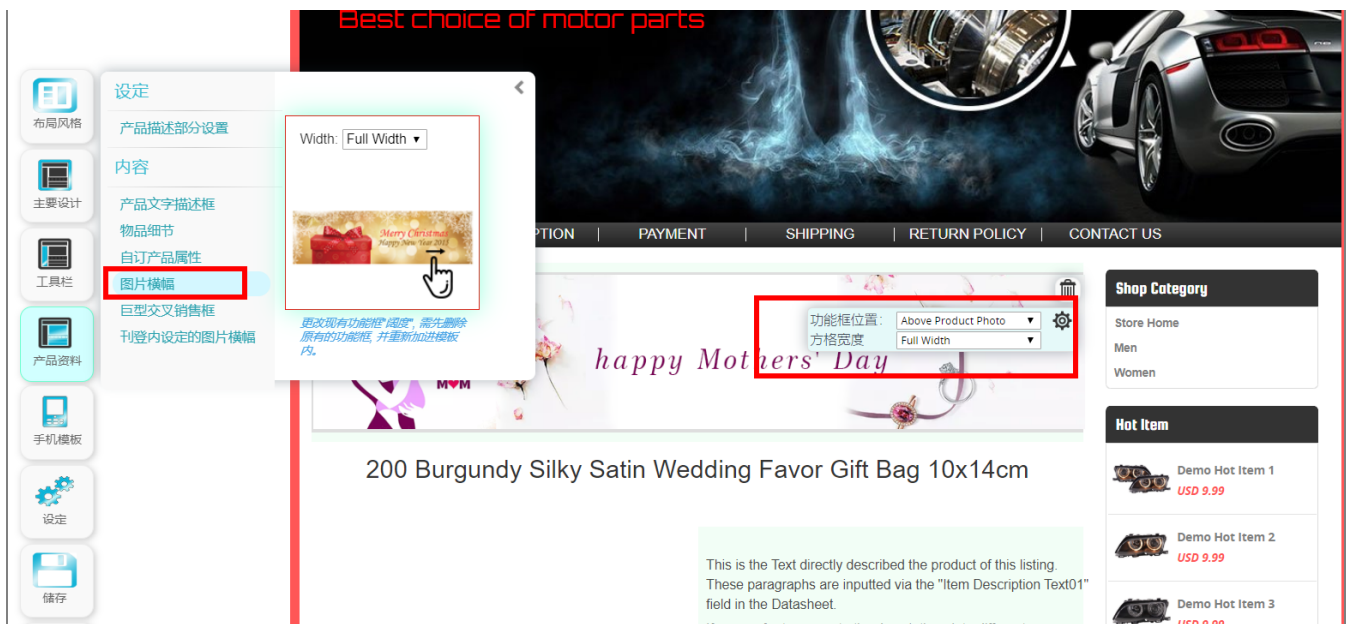
2. Go to the template that this datasheet is using, insert a module called "poster", then synchronize datasheet to eBay.

\* Other listings that are using this template will not be affected since you did not include "Poster link" in datasheet



Second way: insert Youtube link in template and apply to all datasheets

Go to template, click "Body", choose "picture banner" and drag to template, click the inserted module to set thumb photo and URL to go to.



Here is an example of case 2

# HOLIDAY

# SALE

# DEAL



Up to 80% off

## Shop Category

Store Home

\*\* Happy Holiday Deals \*\*

Lightning Deal (up to 80% off)

\*\*Epic Deal for Holiday Wigs\*\*

Cell Phones Accessories

◆ Cell Phone Battery Case

◆ Cell Phone Cables & Adapters

◆ Cell Phone Cases,Cover & Skin

◆ Cell Phone Mounts & Holders

Consumer Electronics

◆ Wireless Headset

◆ Wireless Speaker

◆ Smart Watches & Bracelet

◆ Video & Audio Converter

◆ Other Consumer Electronics

Vehicle Electronics

◆ Car DVR, GPS & Audio

◆ Car Charger & FM Transmitter

◆ Car Mounts & Holders

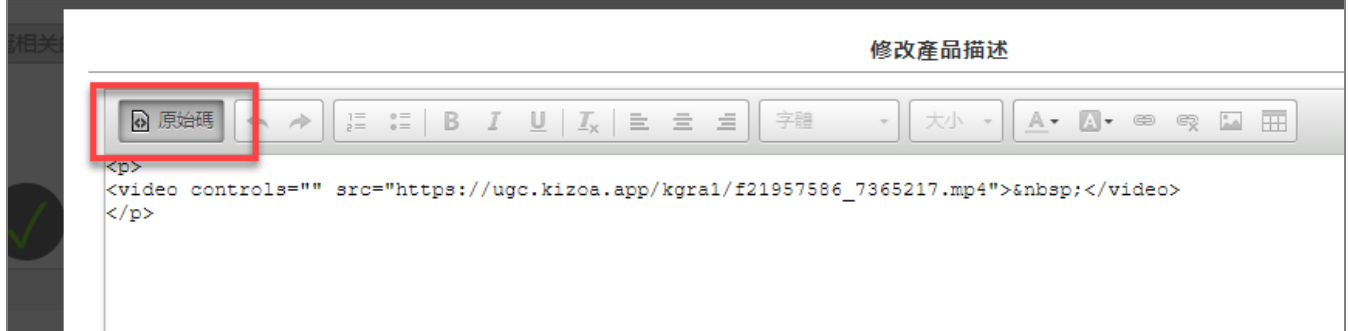


4" HD 1080P 3 Lens Car DVR Dash Cam Vehicle Video Recorder  
Rearview Camera 170



### 3. Insert HTML5 video

User may use the "description text01" to "text10" editors to add HTML5 videos. Please click to enter "source code" mode and input <video> tag



In general, there are two ways to write a <video> tag

1.

```
<video controls="" src=" https://ugc.kizoa.app/kgra1/f21957586_7365217.mp4 ">&nbsp;</video>
```

2.

```
<video controls="">
```

```
<source src=" https://ugc.kizoa.app/kgra1/f21957586_7365217.mp4 " type="video/mp4">
```

```
</video>
```

Although eBay recommended the second format, it is not support in SoldEazy, so please use the first format to write HTML codes.

\* If you want to insert HTML5 video tag, you have to make sure the video link is pointing directly to the video source, rather than to a web page. If your link is Youtube or Vimeo link, you may not use HTML5 video tag to insert.

\*\*\*Fin\*\*\*

//

???: Holistic Tech - Fri, Mar 20, 2020 12:12 PM. ?????? 4720 ?

??URL: <https://www.soldeazy.com/support/article.php?id=708>