

# How to deal with eBay COVID-19 related listing

725 | 725 | 725: Tue, May 19, 2020 4:06 PM

How to deal with eBay COVID-19 related listing

1. eBay COVID-19 new policy and SoldEasy's response
2. How to view and handle COVID-19 related listings
3. How to disable SoldEasy's protection mechanism

## 1. eBay COVID-19 new policy and SoldEasy's response

According to eBay's latest update, certain categories have imposed a mandatory service standard requirements due to COVID-19 situation:

In order to create new listings in those categories, you must be an actively-managed eBay sellers while there are required shipping criteria such as the use of overseas warehouses like Winit, Goodcang or 4PX, or use of direct shipping services like FedEx, DHL or UPS, etc.

There are also requirements about A-Scan, you can refer to eBay official notices for details :

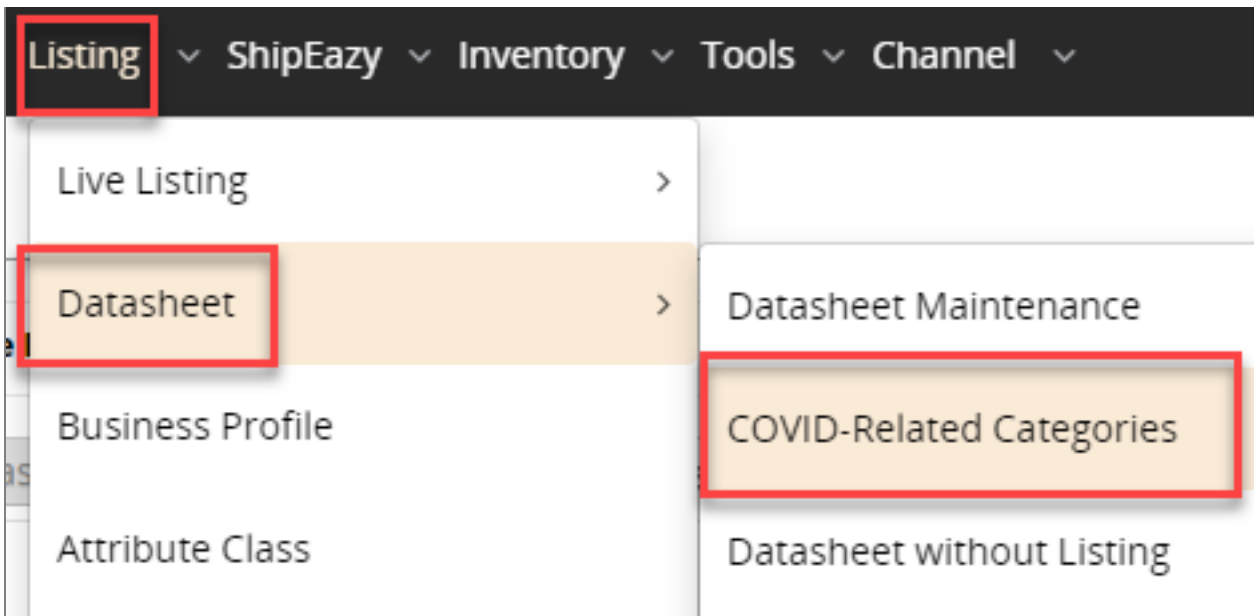
<https://sellercentre.ebay.com.my/announcements/mandatory-service-standards-cbt-sales-covid-related-items>

SoldEasy has introduced new functions to help users cope with these changes, every time you list new items or revise current items, SoldEasy system would check if the item is under COVID-19 related categories, if so the system will return error message by default:

The ebay category assigned to the listing is "COVID-Related Categories". You could disable this protection by set "Allow user to listing to eBay COVID-Related categories" to "ON" on the shop setting page.

## 2. How to view and handle COVID-19 related listings

Go to Listing > Datasheet > COVID-Related Categories



View the datasheets under such categories

Date Modified : In Last Month

Datasheet Maintenance COVID-Related Categories **New** Datasheet without Listing Duplicated Datasheet Listing Ranking

Edit Delete Preview Hvn't Verify Veri.succeed Brand New Active List Hidden Ended List Markdown Manager

25

Ref	Row ID	Action	Status	Channel	Site	Title
1			✓	ebay	DE	
2			✓		DE	
3		SY OS UE RV	✓		DE	
4			✓		DE	
5		SY OS UE RV	✓		UK	
6		SY OS UE RV	✓		UK	
7		SY OS UE RV	✓		UK	
8		SY OS UE RV	✓	ebay	UK	

Bulk Action Scope Selected Items

Edit Export Bulk SYNC Bulk O.S Bulk R.S End Item Delete PowerClone Transform VERIFY LIST Schedule Promoted Listing

If you want to end them in bulk, just select datasheets and click "End item" button on the bottom of the page

**Date Modified** : In Last Month

Datasheet Maintenance

COVID-Related Categories New

Datasheet without Listing

Duplicated Data

Edit
 Delete
 Preview
 Hvn't Verify
 Veri.succeed
 Brand New
 Active List

25 ▾

<input checked="" type="checkbox"/>	Ref	Row ID	Action	Status	Channel	Site
<input checked="" type="checkbox"/>	1				ebay	DE
<input checked="" type="checkbox"/>	2					DE
<input checked="" type="checkbox"/>	3		SY OS UE RV			DE
<input checked="" type="checkbox"/>	4					DE
<input checked="" type="checkbox"/>	5		SY OS UE RV			UK
<input checked="" type="checkbox"/>	6		SY OS UE RV			UK
<input checked="" type="checkbox"/>	7		SY OS UE RV			UK
<input checked="" type="checkbox"/>	8		SY OS UE RV		ebay	UK

Bulk Action

Edit

Export

Bulk SYNC

Bulk O.S

Bulk R.S

End Item

Delete

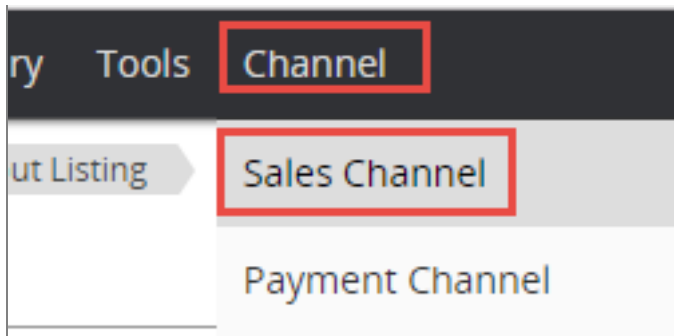
PowerClone

Transform

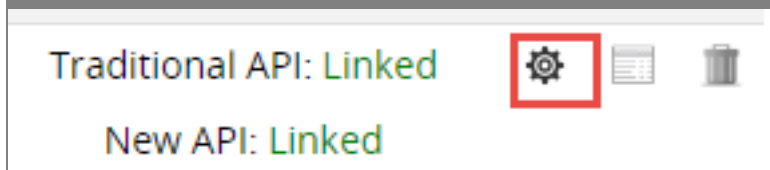
### 3. How to disable SoldEazy's protection mechanism

If you are certain that you have fulfilled all shipping requirements by eBay, you can choose to disable SoldEazy's protection mechanism and allow listing items in those restricted categories.

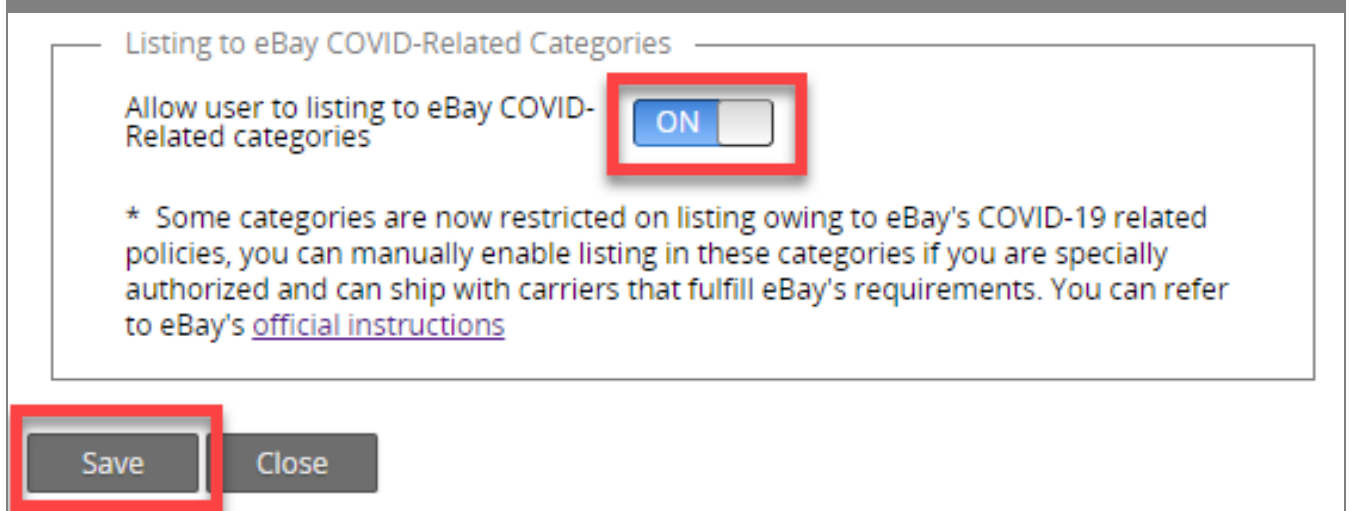
Go to Channel > Sales Channel



Click the gear button on the right of your eBay account



Turn on "Allow user to listing to eBay COVID-19 Related categories" and save



\*\*\*Fin\*\*\*

//

???: Holistic Tech - Fri, May 8, 2020 12:42 PM. ?????? 3652 ?

??URL: <https://www.soldeazy.com/support/article.php?id=725>